

Starflower

Finished block measures 6 in.  
high and 6 in. wide


Fabric strips are 44 in. long



Cut 1 - 2 in. wide strip

Cut 4 squares


A



Cut 1 - 2 3/8 in. wide strip

Cut 4 squares


B



Cut 1 - 2 3/8 in. wide strip

Cut 4 squares

C




Cut 1 - 2 3/8 in. wide strip

Cut 4 squares

D

$\frac{1}{4}$ " seam allowance used throughout.

- 1) Cut out pieces as shown above and using 2 each of B and C, make 4 half square triangles. Repeat with 2 each of D and E. Using the rest of B and D, make another set of 4 half square triangles. Press open and trim off dog ears.



- 2) Arrange pieces following the diagram above and sew together in rows. Press as you along.



- 3) Finished quilt block.

