


SawtoothSquare

Finished block measures 6 in. high and 6 in. wide

Fabric strips are 44 in. long




Cut 1 - 2 1/2 in. wide strip

Cut 2 squares

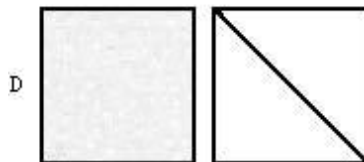
Cut 1 - 2 1/2 in. wide strip

Cut 1 square



Cut 1 - 2 7/8 in. wide strip

Cut 3 squares




Cut 1 - 2 7/8 in. wide strip

Cut 3 squares

1/4" seam allowance used throughout

- Using C and D, make 6 half square triangles and trim off the dog ears.



- Arrange units according to diagram above



- Sew in rows

