


Puss in the Corner


Finished block measures
6 in. high and 6 in. wide

Fabric strips are 44 in. long




Cut 1 - 1 1/2 in. wide strip

Cut 4 squares




Cut 1 - 2 1/2 in. wide strip

Cut 1 square



Cut 1 - 1 7/8 in. wide strip

Cut 8 squares



Cut 1 - 1 7/8 in. wide strip

Cut 8 squares



Cut 1 - 1 1/2 in. wide strip


Cut 12 squares

$\frac{1}{4}$ " seam allowance used throughout.

- 1) Using C and D, make 16 HSTs. Press open and trim off dog ears.



- 2) Arrange pieces according to diagram above and make centre unit using B and 8 HSTs – 4 on either side.



- 3) Sew pieces together in rows and press as you go along.

