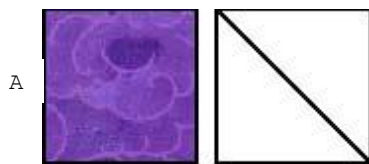


OldWindmill

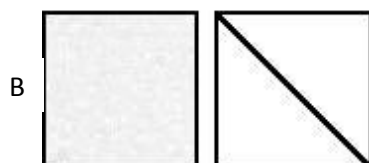
Finished block measures 6 in. high and 6 in. wide

Fabric strips are 44 in. long




Cut 1 - 2 3/8 in. wide strip

Cut 2 squares




Cut 1 - 2 3/8 in. wide strip

Cut 8 squares



Cut 1 - 2 3/8 in. wide strip

Cut 2 squares



Cut 1 - 2 3/8 in. wide strip

Cut 2 squares



Cut 1 - 2 3/8 in. wide strip

Cut 2 squares

1/4" seam allowance used throughout.

- Block made from HSTs. Using A and B, C and B, D and B, E and B, make 16 HSTs. Press open and trim off dog ears.



- Arrange pieces according to diagram above and sew together in rows. Press as you sew along.

