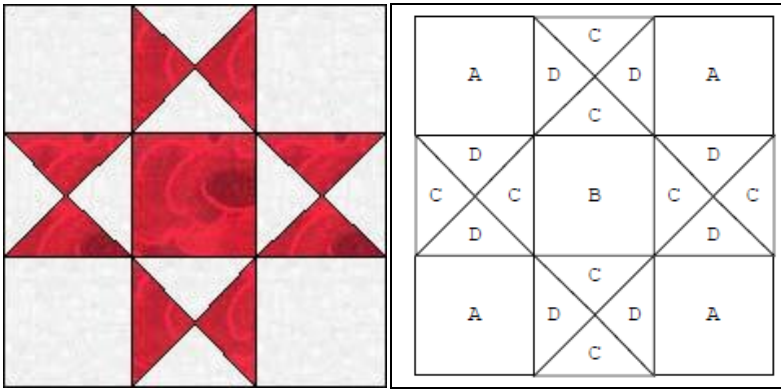








OhioStar

Finished block measures 6 in. high and 6 in. wide


Fabric strips are 44 in. long




- A  Cut 1 - 2 1/2 in. wide strip
Cut 4 squares
- B  Cut 1 - 2 1/2 in. wide strip
Cut 1 square
- C   Cut 1 - 3 1/4 in. wide strip
Cut 2 squares
- D   Cut 1 - 3 1/4 in. wide strip
Cut 2 squares

1/4" seam allowance used throughout.

- 1) Using C and D, cut both square pieces on the diagonal to give 8 triangles of each.



- 2) Sew contrasting colours together to form a square unit. Make 4 of these. Press.



- 3) Using A and B and units made in 2 above, arrange according to diagram above and sew together row by row, pressing as you sew.

