




JacobsLadder


Finished block measures 6 in. high and 6 in. wide

Fabric strips are 44 in. long

A  Cut 1 - 1 1/2 in. wide strip  
Cut 10 squares


B  Cut 1 - 1 1/2 in. wide strip  
Cut 10 squares


C  Cut 1 - 2 7/8 in. wide strip  
Cut 2 squares

D  Cut 1 - 2 7/8 in. wide strip  
Cut 2 squares

1) Cut fabrics as per instructions above.

2)  Using C and D, draw diagonal line on wrong side of lighter fabric and place C and D right sides together. Pin in place. Sew 1/4" on either side of drawn line. Cut the unit in half along the drawn line. Press open and trim off dog ears.

3)  Make the four patch using A and B.

4)  Following diagram above, join each unit together row by row to make up block.