

ClaysChoice


Finished block measures 6 in. high and 6 in. wide

Fabric strips are 44 in. long



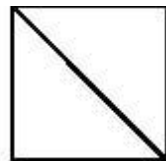
Cut 1 - 2 in. wide strip

Cut 4 squares



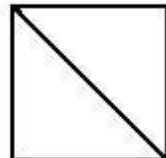
Cut 1 - 2 in. wide strip

Cut 4 squares



Cut 1 - 2 3/8 in. wide strip

Cut 4 squares



Cut 1 - 2 3/8 in. wide strip


Cut 4 squares

1/4" seam allowance used throughout

- 1) Cut squares as per measurement above and using C and D, make 8 half square triangles. Press open and trim off dog ears.



- 2) Following diagram above, arrange pieces to form block and working in rows, sew together making sure to press as you go along.



- 3) Finished block.

