


ChurnDash

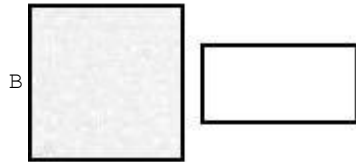
Finished block measures 6 in. high and 6 in. wide

Fabric strips are 44 in. long



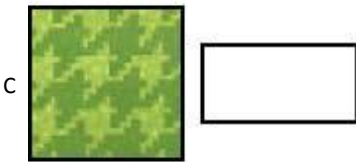
Cut 1 - 2 1/2 in. wide strip

Cut 1 square



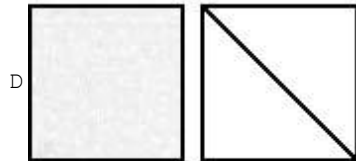
Cut 1 - 1 1/2 in. wide strip

Cut 4 rectangles 2 1/2 in. long



Cut 1 - 1 1/2 in. wide strip

Cut 4 rectangles 2 1/2 in. long



Cut 1 - 2 7/8 in. wide strip

Cut 2 squares



Cut 1 - 2 7/8 in. wide strip

Cut 2 squares

1) Cut fabrics as per instructions above.



2) Using D and E, draw diagonal line on wrong side of lighter fabric and place D and E right sides together. Pin in place. Sew 1/4" on either side of drawn line. Cut the unit in half along the drawn line. Press open and trim off dog ears.



3) Sew B and C together on their long sides.

4) Following diagram above, join each unit together row by row to make up block

