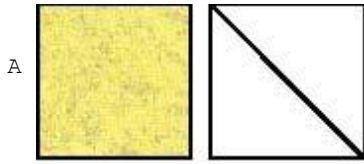


Balkan Puzzle

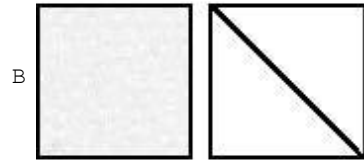
Finished block measures 6 in. high and 6 in. wide

Fabric strips are 44 in. long




Cut 1 - 2 3/8 in. wide strip

Cut 4 squares



Cut 1 - 2 3/8 in. wide strip

Cut 8 squares



Cut 1 - 2 3/8 in. wide strip

Cut 4 squares

Use ¼" seam allowance throughout.

- 1) Using A and B make half square triangles. This should make 8. Repeat with B and C. There should be a total of 16 half square triangles. Press open and trim off dog ears.



- 2) Using picture above as a guideline, arrange the HSTs and sew them in pairs. Press.



- 3) Arrange to make sure the pattern is still correct and sew again in pairs to make 4



strips/rows. Press.

- 4) Join first 2 rows together, and then join the last two rows. Press. There should be 2



strips/rows. Join these together and press.



- 5) Your block is complete.