


AtticWindow


Finished block measures 6 in. high and 6 in. wide

Fabric strips are 44 in. long




Cut 1 - 2 1/2 in. wide strip

Cut 2 squares




Cut 1 - 2 1/2 in. wide strip

Cut 3 squares



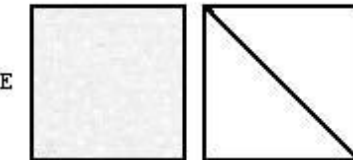
Cut 1 - 2 7/8 in. wide strip

Cut 2 squares



Cut 1 - 2 7/8 in. wide strip

Cut 1 square



Cut 1 - 2 7/8 in. wide strip

Cut 1 square

Use $\frac{1}{4}$ " seam allowance throughout.

- 1) Using (C and E) and (C and D), make half square triangles. There will be two of each. Press.



- 2) Work in rows following diagram above to sew pieces together. Press

